

...it's all in the details.

Special Features



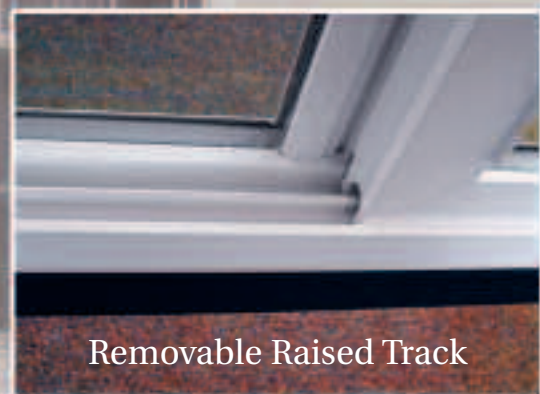
Weephole Cover



Meeting Rail & Lock Rail Stiffner



Cam Lock



Removable Raised Track



Brass Rollers

Limited Lifetime Warranty

This warranty is effective for Western Window products manufactured or sold after July 1, 2006.

Residential Lifetime Warranty: Each Western Window Product will be free of defects in material and workmanship to the original owner of the owner-occupied single family residence in which it is originally installed for as long as you own and occupy your residence. This warranty includes parts and labor to replace components of the window or door.

Transferable: In the event you sell your single-family residence, the warranty period is ten (10) years from the original purchase date.

Commercial Ten-Year Limited Warranty: Each Western Window Product will be free from defects in material and workmanship for a period of ten (10) years from the purchase date. This warranty includes parts and labor to replace components of the window or door.

Any claim must be submitted in writing showing the address of the original installation, the purchase date and the nature of the problem. Claims can be mailed to Western Window, 1815 Madison Avenue, Nampa, Idaho 83687 or faxed to 208-461-4887. Western Window reserves the right to inspect the defective product in place and as originally installed.

For any window or door proven to have defective material, hardware or workmanship Western Window, at its discretion, will repair the defective product or furnish a replacement product and ship it to the original installation site. In lieu of replacement, Western Window reserves the right to refund the amount paid by the original purchaser of the window or door.

This warranty does not cover component failure due to improper installation or handling, misuse, non-vertical installations, glass breakage, the use of applied tints, films or non-factory applied paints, alterations made to the product, acts of nature such as fire, earthquakes, floods or explosions, natural weathering of surfaces and/or finishes, structural settling or any other cause outside the control of Western Window.

This warranty is expressly in lieu of all other oral or written warranties, liabilities or obligations. In no event shall Western Window be liable for consequential or incidental damages of any kind, including any damage to the building, its contents or any person therein, resulting from the breach of any warranty set forth herein. Some states do not allow limitations on or the exclusion of incidental or consequential damages, so the above exclusions may not apply to you.

For more information visit us at www.western-window.com or contact us at 208-461-4550.

DISTRIBUTED BY:



A Subsidiary of **HOFF**
COMPANIES
1815 Madison Avenue
Nampa, ID 83687
208-461-4550 • 208-461-4887 fax
Toll Free: 1-888-200-6224
www.western-window.com



Details...



WESTERN WINDOW



Features & Benefits

Feature

- ✓ 1 3/8" Nail Fin Setback
- ✓ .067" Exterior Wall Thickness
- ✓ Dedicated Picture Frame
- ✓ Welded Frame and Sash
- ✓ Double Wall Pocket Sill
- ✓ 3" Frame Depth
- ✓ Integral Stucco Nubs
- ✓ Integral Sash/Meeting Rail Interlocks with Weatherstripping
- ✓ 3/4" Insulated Glass
- ✓ Clear Grid Buttons
- ✓ Exterior Glazing
- ✓ "T" Mullion
- ✓ Hollows in the Frames, Sash and Meeting Rail
- ✓ Double-wall Interior Dam Leg
- ✓ Structural Testing per AAMA Thermal Testing/Simulations per NFRC
- ✓ Baffled Weep System
- ✓ White & Almond Colors

Benefit

- ✓ Allows convenient installation for various construction materials and styles
- ✓ Strength and stability of frame and sash
- ✓ Compliments the main frame, designed to accommodate large sizes
- ✓ Provides strength and durability; protection from air and water penetration
- ✓ Provides excellent unit strength and structural performance
- ✓ Ideal for new construction; Finished unit has strength and stability
- ✓ Frame designed to accommodate Stucco application
- ✓ Provides a positive interlock and a dual seal between the transom and the lock rail
- ✓ Secures grid and reduces noise
- ✓ Provides optimal thermal performance
- ✓ Ensures weathertight, joint free surfaces on the interior
- ✓ Reduces cost of twin and triple units; improves the appearance
- ✓ For maximum reinforcement of large size units and maximum thermal performance
- ✓ Provides additional structural rigidity and reduces "cupping" of the dam leg
- ✓ Documented performance results from recognized national agencies
- ✓ Improved drainage and reduced air infiltration
- ✓ Design flexibility



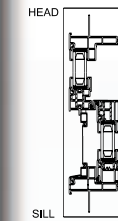
Picture Window



Insulated Glass Unit sits inside the nailing fin for added stability.



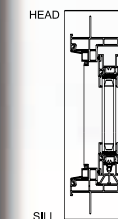
Single Hung



Double and Triple Single Hungs available in one perimeter frame!

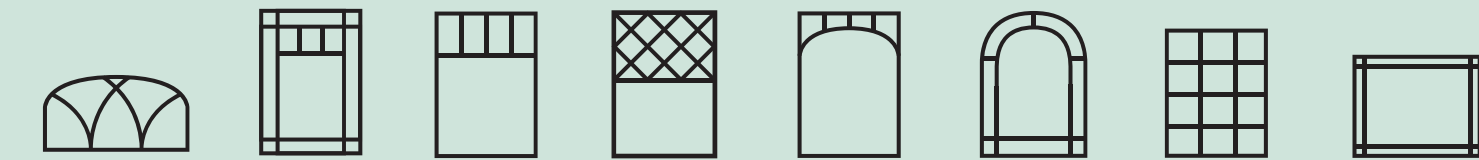


Single Slider



Smooth Operation Monorail slider track provides smooth operation, even in larger units.

A wide selection of grid patterns are available.



Patio Door


- ✓ Equal site lines
- ✓ Multi-hollow profile
- ✓ 1" nail fin setback
- ✓ Adjustable tandem steel rollers
- ✓ Removable sill track with steel roller cap
- ✓ Double weather-stripped, deep pocket interlock
- ✓ Full weather-stripped sash 1 1/4" pre-punched nail fin with welded corners
- ✓ Fully reinforced sash and meeting stile
- ✓ 4 5/8" frame depth
- ✓ XO, OX and OXO available
- ✓ Optional brass hardware
- ✓ Optional mini blinds available



Optional Features

Seamless J-Channel Installation Is Even Easier

- ✓ 3/4" x 3/4" Pocket for Vinyl Siding & Other Applications
- ✓ Flush Exterior Appearance for a Finished Look
- ✓ Extra Strong & Durable Integral Double-wall Extrusion
- ✓ Fusion Welded Corners Eliminate Visible Seams




Positive Action Lock Built for Safety, Durability & Style

- ✓ Self Latching
- ✓ Anti-Tamper Latch Mechanism
- ✓ Smooth Operation
- ✓ Non-corrosive Components
- ✓ Extra Tough Construction




Optional features on Select Series windows

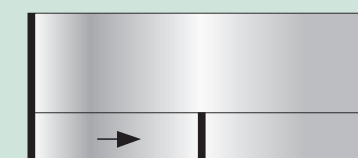
Configuration Options




XO Slider
Min: 2'1"
Max: 6'6"



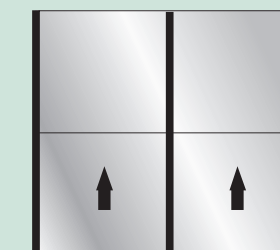
XOx Slider
Min: 6'1"
Max: 10'5"



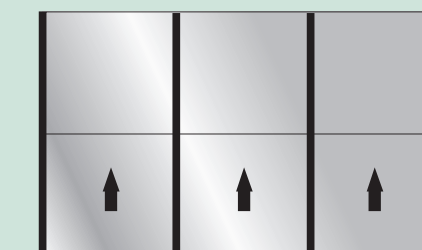
PW/XO Slider
Min: 2'2"
Max: 6'6"




Single Hung
Min: 1'2"
Max: 4'6"



Double Single Hung
Min: 3'2"
Max: 6'6"




Triple Single Hung
Min: 4'2"
Max: 9'6"



Ext. Half Round SH
Min: 1'3"
Max: 4'7"



Half Round
Min: 2'0"
Max: 8'4"



Picture Windows
Min: 1'0"
Max: 40 sq.ft.

Window Type	Model	ANSI/AAMA/NWDA 101/14.5.2-97	NFRC Certified with Low-E Coated Glass	Energy Star Qualified	STC tested 1/8" - 3/16"
Single-Slider	110S	Yes	3.3	Yes	31
Single-Hung	130S	Yes	3.4	Yes	32
Picture	120S	Yes	3.3	Yes	31